

**zmk bern**

Zahnmedizinische Kliniken  
der Universität Bern

# Master Courses at the University of Bern School of Dental Medicine

## Master Course in Esthetic Implant Dentistry

Course Directors: Prof. Dr. Daniel Buser and Prof. Dr. Urs C. Belser

## Master Course on the Bernese Concept for the Treatment of Periodontally Compromised Patient

Course Director: Prof. Dr. Anton Sculean

## Master Course in GBR and Sinus Floor Elevation Procedures

Course Director: Prof. Dr. Daniel Buser


## Master Course in Regenerative and Plastic-Esthetic Periodontal Surgery Treatment of Peri-Implant Infections and Soft Tissue Defects at Implants

Course Director: Prof. Dr. Anton Sculean

## Master Course in Prevention and Management of Esthetic Implant Failures

Course Directors: Prof. Dr. Daniel Buser and Prof. Dr. Urs C. Belser

ORGANIZED BY



## Welcome to the Master Courses at the University of Bern

Since 15 years, the University of Bern is offering Master Courses in the field of Implant Dentistry. Besides in-depth lectures given by a highly experienced faculty, these Master Courses are characterized by several high quality live surgeries and hands-on workshops and became very popular among colleagues from all over the world.

The **Master Course in GBR and Sinus Grafting Procedures** has been developed for experienced colleagues in implant surgery. The **Master Course in Esthetic Implant Dentistry** has been offered in close collaboration with Prof. Urs Belser from the University of Geneva for both, surgically and prosthetically experienced colleagues in implant therapy. In 2010, a 3rd **Master Course in Regenerative and Esthetic Periodontal Therapy** was added to the program, which offers an evidence based concept on the use of regenerative materials and surgical techniques in the field of regenerative and plastic-esthetic periodontal surgery and treatment of soft tissue defects at dental implants. Since 2014, a 4th **Master Course on Prevention and Management of Esthetic Implant Failures** was newly created for Master Course Program, since esthetic implant complications and failures have increased a lot in recent years and new concepts had to be developed in how to deal with such «disaster» cases.

Since January 2017 a new **Master Course on the Bernese Concept for the Treatment of Periodontally Compromised Patient** is offered. The course provides an evidence based concept on diagnosis, treatment planning, nonsurgical and surgical therapy, use of systemic and local antibiotics, laser and photodynamic therapy and treatment of peri-implant diseases along with modern concepts on patient motivation and maintenance, live surgeries and hands-on workshops.

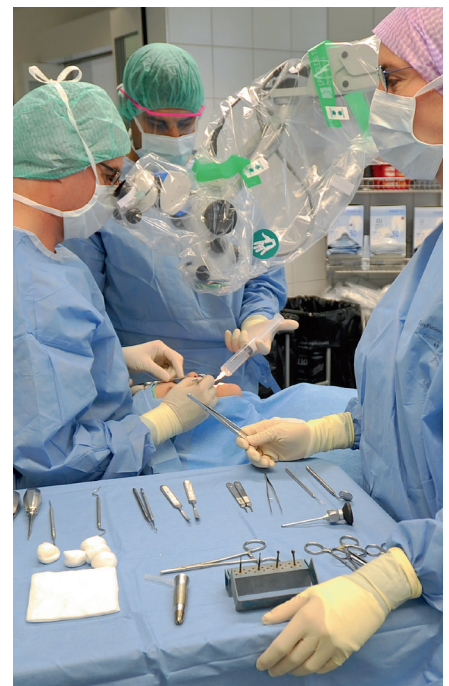
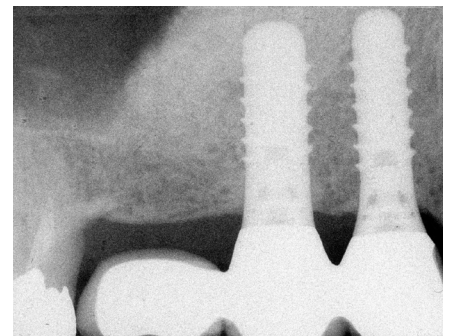
These Master Course are all suited for experienced clinicians and specialists in the field of implant dentistry and periodontology. They are presented in the André Schroeder Auditorium featuring high-end audio-visual equipment. With this state-of-the-art infrastructure, the live surgeries can be followed in full HD technology. You will be stunned by the image quality of the presented live surgeries on a wide screen.

It will be our pleasure to welcome you at one of our Master Courses. These courses not only provide high quality lectures and state-of-the-art information, but also an unforgettable social evening in the Restaurant Meridiano with a breathtaking view of the Old City of Bern.

*Prof. Dr. Daniel Buser*

*Prof. Dr. Anton Sculean*

*Prof. Dr. Urs Belser*



**Note: Please be informed that it is strictly prohibited to take pictures and videos during the Master Course.**

# Master Course in Regenerative and Plastic-Esthetic Periodontal Surgery. Treatment of Peri-Implant Infections and Soft Tissue Defects at Implants.

An interactive 3-day CE course with Live Surgeries and Hands-on Workshops

## Date/Place

June 27–29, 2018, 8.30–17.30 h  
 School of Dental Medicine, Freiburgstrasse 7, 3010 Bern  
 André Schroeder Auditorium

## Faculty

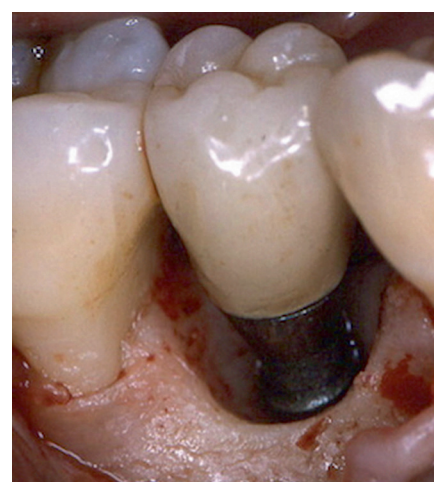
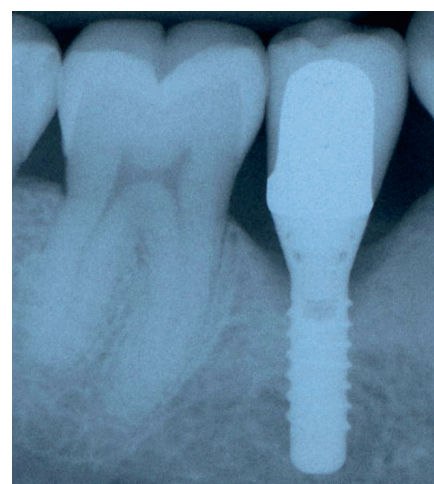


Department of Periodontology, **zmk bern**, University of Bern  
 Prof. Dr. Anton Sculean (course director)  
 Prof. Dr. Sofia Aroca  
 Prof. Dr. Dieter D. Bosshardt  
 Prof. Dr. Giovanni E. Salvi  
 PD Dr. Christoph A. Ramseier  
 Dr. Maria B. Asparuhova, PhD  
 Dr. Beat Walkkamm

## Course objectives

This course addresses general dentists and specialists who intend to learn more about the use of regenerative and plastic-esthetic procedures in Periodontology. Furthermore, the course will also provide a concept for the treatment of peri-implant infections and treatment of soft tissue defects at implants. A concept based on comprehensive biological research of the last decades is presented. Case presentations and discussions as well as practical exercises and live surgeries help to acquire in-depth knowledge about the use of various surgical techniques aiming to regenerate the lost periodontal structures and/or to achieve predictable coverage of single and multiple gingival recessions. The biological background for the application of biologic active factors, different types of grafting materials, guided tissue regeneration or various combinations thereof will be presented and discussed.

Innovative surgical techniques such as the Modified Coronally Advanced Tunnel (MCAT) and the Laterally Moved Double Tunnel (LMDT) with adjunctive connective tissue grafts, biologically active factors and soft tissue replacement grafts aiming at achieving predictable recession coverage and increase in soft tissue thickness will be presented.



## Topics

- Periodontal wound healing and regeneration
- Rationale for regenerative periodontal therapy
- Classification of periodontal lesions and choice of the optimal treatment approach
- Critical evaluation of biomaterials used in regenerative periodontal surgery
- Surgical crown lengthening in the esthetic area
- Classification of recession defects and the choice of the optimal treatment approach
- The Modified Coronally Advanced Tunnel (MCAT ) and the Laterally Moved Double Tunnel (LMDT) for the treatment of single and multiple gingival recessions
- Treatment of soft tissue defects at implants
- Treatment of peri-implant infections
- Treatment planning and case presentations
- Step-by-step presentation of various surgical procedures
- Management of complications following regenerative and plastic-esthetic periodontal surgery
- Presentation of long-term results following regenerative and plastic-esthetic periodontal surgery
- Hands-on workshops on pig jaws for regenerative therapy for intrabony, furcation and recession defects
- Live-surgeries demonstrating predictable techniques for periodontal regeneration and coverage of single and multiple maxillary and mandibular recessions

## Course type

Theoretical and practical course with live surgeries (total of 25 CE credit hours)

Language: English

### Course fee

(including: course materials, PDF handouts of all presentations, coffee breaks, lunches, a dinner)  
CHF 3200.–  
CHF 1800.– for post-doc students (only with confirmation of their University)  
Your place will be firmed after a payment of CHF 500.–

### Certificate

Each participant will receive a certificate with 25 hours of CE credit.

### Organisation

(Announcement send to)

Mr. Ueli Nacht

CCDE Office

Center for Continuing Dental Education

Marktgasse 7, 3011 Bern

Telefon +41 31 312 4 312

Telefax +41 31 312 4 314

ueli.nacht@ccde.ch

### Registration

online: [www.ccde.ch](http://www.ccde.ch)

by fax or post

### Cancellation

Every received registration is binding, i.e. for each cancellation we will charge an administrative fee of CHF 300.–.

**Course: 18/05**



## Master Course in Regenerative and Plastic-Esthetic Periodontal Surgery. Treatment of Peri-Implant Infections and Soft Tissue Defects at Implants.

June 27–29, 2018

CHF 3200.– dentist

CHF 1800.– post-doc student (only with confirmation of the University)

*Please write legible, thanks!*

Title  female  male

Name First name

Citizen of Date of birth

Adress at work

Postal Code City

Country E-Mail

Phone Fax

Date Signature

**Registration online, by fax or post to:** CCDE Sekretariat, Center for Continuing Dental Education, Marktgasse 7, 3011 Bern,  
Phone +41 31 312 4 312, Fax +41 31 312 4 314

## Master Course in GBR and Sinus Floor Elevation Procedures An interactive 3-day course with Live Surgeries and Hands-on Workshops

### Date/Place

June 13–15, 2018, 8.30–17.30 h  
School of Dental Medicine, André Schroeder Auditorium  
Freiburgstrasse 7, 3010 Bern

### Speakers



Prof. Dr. Daniel Buser, Dept. of Oral Surgery and Stomatology, **zmk bern**, University of Bern (course director)

Prof. Dr. Dieter D. Bosshardt, Robert K. Schenk Laboratory of Oral Histology, **zmk bern**, University of Bern

Prof. Dr. Karl Dula, Dept. of Oral Surgery and Stomatology, **zmk bern**, University of Bern

Prof. Dr. Istvan Urban, Budapest, Hungary

Prof. Dr. Thomas von Arx, Dept. of Oral Surgery and Stomatology, **zmk bern**, University of Bern

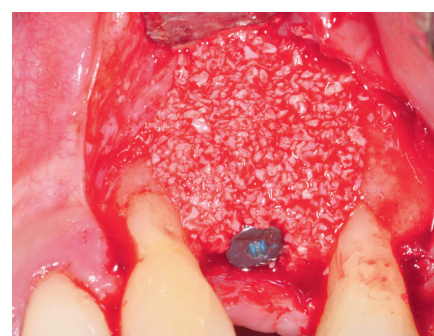
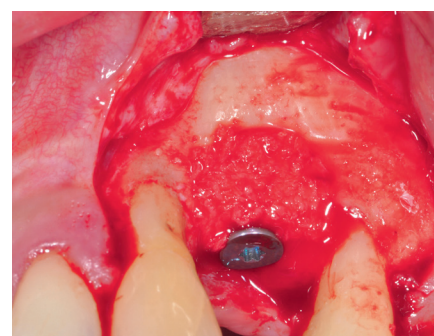
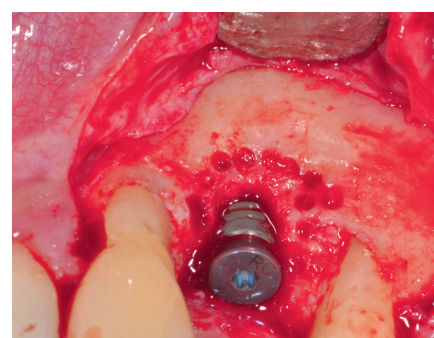
PD Dr. Vivianne Chappuis, Dept. of Oral Surgery and Stomatology, **zmk bern**, University of Bern

### Course objectives

In the past 20 years, implant therapy has rapidly expanded in private practice documented by a large number of implant patients every year. This positive development is due to various factors, among them a significant progress with bone augmentation procedures. In our department, roughly 60% of implants are placed in conjunction with a bone augmentation procedure today, using either a simultaneous or a staged approach. The two main surgical techniques for bone augmentation are the GBR technique using bone fillers and barrier membranes, and the sinus floor elevation (SFE) procedure using either the lateral window technique or the transalveolar Osteotome technique. Both augmentation procedures are routinely used in our department for more than 20 years to overcome local bone deficiencies. Both techniques provide excellent regenerative outcomes with high predictability as documented by numerous clinical studies.

This interactive 3 day CE course has been established for experienced implant surgeons. The speakers will present the biological basis for current surgical procedures in various lectures, and the criteria for the the selection of appropriate biomaterials. State-of-the-art information will also be provided on Cone Beam Computed Tomography (CBCT) for the 3D preoperative analysis of implants patients with anatomic borderline situations, the different surgical techniques will not only be presented and discussed in various lectures, but also demonstrated with live surgeries. In addition, two hands-on workshops are offered.

SAC-Classification: Class A+C (advanced and complex).



State-of-the-art information will also be provided on Cone Beam Computed Tomography (CBCT) for the 3D preoperative analysis of implants patients with anatomic borderline situations, the different surgical techniques will not only be presented and discussed in various lectures, but also demonstrated with live surgeries. In addition, two hands-on workshops are offered.

SAC-Classification: Class A+C (advanced and complex).

### Topics

- Welcome and current trends in implant surgery
- Oral anatomy and implant dentistry
- Bone healing in membrane-protected defects: Barrier membranes and bone fillers
- Cone Beam Computed Tomography for preoperative analysis in implant patients
- Implant placement with simultaneous GBR: Treatment concepts in post-extraction sites
- Treatment options for sinus floor elevation procedures
- Intraoral bone harvesting for GBR and sinus floor elevation (SFE)
- SFE with the lateral window technique
- SFE with the Osteotome technique
- GBR procedures in the mandible
- Horizontal and vertical ridge augmentation with GBR
- GBR procedures in complex cases
- 5–6 Live surgeries with GBR and SFE procedures
- 2 hands-on workshops practicing the GBR and SFE technique

### Course type

Theoretical and practical course with live surgeries (total of 25 CE credit hours)

Language: English

### Course fee

(including: course materials, PDF handouts of all presentations, coffee breaks, a dinner)

CHF 3200.–

CHF 1800.– for post-doc students (only with confirmation of their University)

Your place will be firmed after a payment of CHF 500.–

### Certificate

Each participant will receive a certificate with 25 hours of CE credit.

### Organisation

(Announcement send to)

Mr. Ueli Nacht

CCDE Office

Center for Continuing Dental Education

Marktgasse 7, 3011 Bern

Telefon +41 31 312 4 312

Telefax +41 31 312 4 314

ueli.nacht@ccde.ch

### Registration

online: [www.ccde.ch](http://www.ccde.ch)

by fax or post

### Cancellation

Every received registration is binding, i.e. for each cancellation we will charge an administrative fee of CHF 300.–.

**Course: 18/04**



## Master Course in GBR and Sinus Floor Elevation Procedures An interactive 3-day course with Live Surgeries and Hands-on Workshops

June 13–15, 2018

CHF 3200.– dentist

CHF 1800.– post-doc student (only with confirmation of the University)

*Please write legible, thanks!*

Title  female  male

Name First name

Citizen of Date of birth

Adress at work

Postal Code City

Country E-Mail

Phone Fax

Date Signature

**Registration online, by fax or post to:** CCDE Sekretariat, Center for Continuing Dental Education, Marktgasse 7, 3011 Bern, Phone +41 31 312 4 312, Fax +41 31 312 4 314

## Master Course in Prevention and Management of Esthetic Implant Failures

An interactive 3-day course with Live Surgeries

### Date/Place

February 28–March 02, 2018, 8.30–17.30 h  
 School of Dental Medicine, André Schroeder Auditorium  
 Freiburgstrasse 7, 3010 Bern

### Speakers



Prof. Dr. Daniel Buser, Dept. of Oral Surgery and Stomatology, **zmk bern**, University of Bern (course director)

Prof. Dr. em. Urs C. Belser, Dept. of Reconstructive Dentistry and Gerodontology, **zmk bern**, University of Bern (course director)

Prof. Dr. Dieter D. Bosshardt, Robert K. Schenk Laboratory and Oral Histology, **zmk bern**, University of Bern

Prof. Dr. Anton Sculean, Dept. of Periodontology, **zmk bern**, University of Bern

Prof. Dr. Thomas von Arx, Dept. of Oral Surgery and Stomatology, **zmk bern**, University of Bern

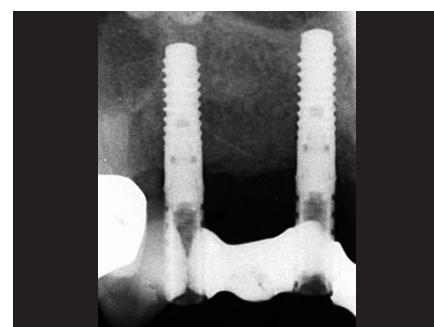
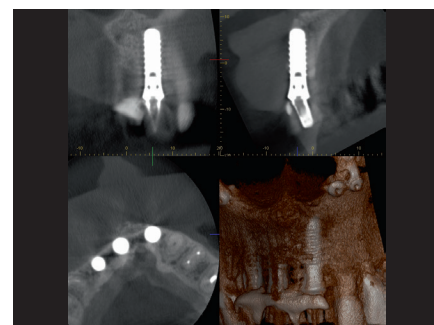
PD Dr. Vivianne Chappuis, Dept. of Oral Surgery and Stomatology, **zmk bern**, University of Bern

### Course objectives

In the past several years, esthetic implant failures have significantly increased. Most of these failures are caused by improper treatment quality of involved clinicians. The most important causes for esthetic failures are malpositioned implants, the utilization of oversized implants, the wrong number of implants, surgical protocols which overstress the healing potential of the tissues, or cemented implant restorations, which cause peri-implant infections due to excess of cement.

This 3-day CE course will first present the treatment concepts how to deal with esthetic disaster cases, how to remove osseointegrated implants, how to correct missing keratinized mucosa, and how to retreat these patients with implant therapy. On the third day, the Bernese surgical and prosthetic concepts will be demonstrated how to prevent esthetic implant complications. Besides more than 15 lectures, 5 to 6 live surgeries will be presented to document important steps of therapy.

SAC-Classification: Class A+C (advanced and complex).



## Topics

- Welcome, objectives of the course and introduction into the topic
- What is an esthetic implant restoration?
- Causes of esthetic implant failures
- Biology of bone healing in membrane-protected defects
- How to remove failed implants in the esthetic zone, surgical treatment options in esthetic implant failures
- Soft tissue grafting techniques in cases of failed implants
- Well documented surgical protocols for implant placement in a correct 3D position, combined with simultaneous Contour Augmentation using GBR
- Well documented prosthetic protocols for implant restorations in the esthetic zone
- Post-extraction bone and soft tissue alterations
- Surgical and prothetic procedures for single tooth replacement with implant supported crowns
- Surgical and prothetic procedures in extended edentulous spaces with multiple missing teeth
- The power of pink ceramics

## Course type

Theoretical and practical course with live surgeries (total of 25 CE credit hours)  
Language: English

### Course fee

(including: course materials, PDF handouts of all presentations, coffee breaks, a dinner)  
CHF 3200.–  
CHF 1800.– for post-doc students (only with confirmation of their University)  
Your place will be firmed after a payment of CHF 500.–

### Certificate

Each participant will receive a certificate with 25 hours of CE credit.

### Organisation

(Announcement send to)  
Mr. Ueli Nacht  
CCDE Office  
Center for Continuing Dental Education  
Marktgasse 7, 3011 Bern  
Telefon +41 31 312 4 312  
Telefax +41 31 312 4 314  
ueli.nacht@ccde.ch

### Registration

online: [www.ccde.ch](http://www.ccde.ch)  
by fax or post

### Cancellation

Every received registration is binding, i.e. for each cancellation we will charge an administrative fee of CHF 300.–.

**Course: 18/06**



## Master Course in Prevention and Management of Esthetic Implant Failures An interactive 3-day course with Live Surgeries

February 28–March 02, 2018

CHF 3200.– dentist

CHF 1800.– post-doc student (only with confirmation of the University)

*Please write legible, thanks!*

Title	<input type="checkbox"/> female <input type="checkbox"/> male
Name	First name
Citizen of	Date of birth
Adress at work	
Postal Code	City
Country	E-Mail
Phone	Fax
Date	Signature

**Registration online, by fax or post to:** CCDE Sekretariat, Center for Continuing Dental Education, Marktgasse 7, 3011 Bern,  
Phone +41 31 312 4 312, Fax +41 31 312 4 314



## Master Course in Esthetic Implant Dentistry

### An interactive 3-day course with Live Surgeries and Hands-on Workshops

#### Date/Place

September 5–7, 2018, 8.30–17.30 h  
 School of Dental Medicine, André Schroeder Auditorium  
 Freiburgstrasse 7, 3010 Bern

#### Speakers



Prof. Dr. Daniel Buser, Dept. of Oral Surgery and Stomatology, **zmk bern**, University of Bern (course director)

Prof. Dr. em. Urs C. Belsler, Dept. of Reconstructive Dentistry and Gerodontology, **zmk bern**, University of Bern (course director)

Prof. Dr. Dieter D. Bosshardt, Robert K. Schenk Laboratory for Oral Histology, **zmk bern**, University of Bern

Prof. Dr. Thomas von Arx, Dept. of Oral Surgery and Stomatology, **zmk bern**, University of Bern

PD Dr. Vivianne Chappuis, Dept. of Oral Surgery and Stomatology, **zmk bern**, University of Bern

Dr. Julia-Gabriela Wittneben, Dept. of Reconstructive Dentistry and Gerodontology, **zmk bern**, University of Bern

#### Course objectives

For many years now, implant esthetics has been a dominating topic in implant dentistry in partially edentulous patients. In the anterior maxilla, the rehabilitation of patients with implant supported restorations is challenging for involved clinicians due to the high esthetic demand expressed by patients, and a difficult anatomical situation with bone and/or soft tissue deficiencies, which are often present in the anterior maxilla. This interactive 3-day CE course has been established more than 15 years ago for experienced colleagues in implant dentistry. It systematically presents the well documented treatment concepts for the handling of single tooth gaps or extended edentulous spaces in the anterior maxilla of partially edentulous patients. These concepts have been developed in more than 20 years by our group providing successful outcomes with high predictability and a low risk for complications. All relevant aspects of treatment planning, step-by-step surgical procedures and prosthetic rehabilitation with provisional and definitive restorations will be presented and discussed. The speakers will present the biologic basis for current surgical and prosthetic procedures in various lectures. The different surgical techniques including bone augmentation procedures with the GBR technique will be presented with different live surgeries.

In addition, two hands-on courses complement the course.

SAC-Classification: Class A+C (advanced and complex).



## Topics

- Welcome, objectives of the course and introduction into the topic of esthetics
- Oral anatomy and implant dentistry – The anterior maxilla
- Fundamental esthetic principles revisited in the context of anterior maxillary implant restorations
- Esthetic risk assessment and basic surgical principles in the esthetic zone
- Bone healing in membrane protected defects: Bone grafts, bone substitutes and barrier membranes
- Ridge and soft tissue alterations in post extraction sites
- Extraction technique in implant patients, socket grafting: When and how?
- Implant placement with simultaneous GBR – Basic principles
- Implant placement post extraction with simultaneous contour augmentation using GBR
- Soft tissue conditioning with provisional restorations
- Definitive restorations with ceramo-metal or full-ceramic crowns or bridges
- GBR procedures in complex situations
- Prosthetic handling of sites with multiple missing teeth
- How to use the Pink Power to overcome vertical tissue deficiencies

## Course type

Theoretical and practical course with live surgeries (total of 25 CE credit hours)

Language: English

### Course fee

(including: course materials, PDF handouts of all presentations, coffee breaks, a dinner)

CHF 3200.–

CHF 1800.– for post-doc students (only with confirmation of their University)

Your place will be firmed after a payment of CHF 500.–

### Certificate

Each participant will receive a certificate with 25 hours of CE credit.

### Organisation

(Announcement send to)

Mr. Ueli Nacht

CCDE Office

Center for Continuing Dental Education

Marktgasse 7, 3011 Bern

Telefon +41 31 312 4 312

Telefax +41 31 312 4 314

ueli.nacht@ccde.ch

### Registration

online: [www.ccde.ch](http://www.ccde.ch)

by fax or post

### Cancellation

Every received registration is binding, i.e. for each cancellation we will charge an administrative fee of CHF 300.–.

**Course: 18/03**



## Master Course in Esthetic Implant Dentistry An interactive 3-day course with Live Surgeries and Hands-on Workshops

September 5–7, 2018

CHF 3200.– dentist

CHF 1800.– post-doc student (only with confirmation of the University)

*Please write legible, thanks!*

Title  female  male

Name First name

Citizen of Date of birth

Adress at work

Postal Code City

Country E-Mail

Phone Fax

Date Signature

**Registration online, by fax or post to:** CCDE Sekretariat, Center for Continuing Dental Education, Marktgasse 7, 3011 Bern,  
Phone +41 31 312 4 312, Fax +41 31 312 4 314

# Master Course on the Bernese Concept for the Treatment of Periodontally Compromised Patient

An interactive 3-day CE course with Live Surgeries and Hands-on Workshops

## Date/Place

January 24–26, 2018, 8.30–17.30 h  
 School of Dental Medicine, André Schroeder Auditorium,  
 Freiburgstrasse 7, 3010 Bern

## Faculty



Department of Periodontology, **zmk bern**, University of Bern

Prof. Dr. Anton Sculean (course director)

Prof. Dr. Sofia Aroca

Prof. Dr. Dieter D. Bosshardt

Prof. Dr. Sigrun Eick

Prof. Dr. Giovanni E. Salvi

PD. Dr. Christoph A. Ramseier

Dr. Gérald Mettraux

Dr. Beatrice Siegrist

Bernita Bush, Dental Hygienist (RHD BS)

## Course objectives

The aim of this course is to provide general dentists and specialists with an evidence based concept on the treatment of periodontally compromised patient. Starting with an overview on the anatomy, microbiology, etiology and pathogenesis, the course encompasses the most important aspects in diagnosis, treatment planning, nonsurgical and surgical therapy, use of systemic and local antibiotics, lasers and photodynamic therapy in the overall frame of a comprehensive treatment concept. The various phases of periodontal therapy (i.e. systemic, hygienic, corrective and maintenance) including implant therapy in periodontally compromised dentition and their long-term maintenance will be demonstrated on complex clinical cases.

Hands-on workshops and live surgeries will help to acquire in-depth knowledge about the novel methods in nonsurgical and surgical periodontal therapy including the use of various types of ultrasonics, air-flow, perio-flow, lasers, photodynamic therapy, incision techniques, flap designs and suturing techniques aiming to treat the defects caused by periodontal and peri-implant infections.



## Topics

- Anatomy of periodontal and peri-implant tissues
- Biology of periodontal and peri-implant wound healing
- Etiology, prevalence, microbiology and pathogenesis of periodontal and peri-implant diseases
- Periodontitis and systemic diseases
- Treatment planning / Case presentations
- Nonsurgical periodontal therapy / old and new concepts
- Use of systemic and local antibiotics in the treatment of periodontal and peri-implant infections
- Lasers and photodynamic therapy in the treatment of periodontal and peri-implant infections
- Diagnosis and treatment of endo-perio lesions
- Chemical plaque control / novel strategies for biofilm management
- Flap designs and suturing techniques for resective or reconstructive periodontal surgery
- Crown lengthening in anterior and posterior areas
- Management of furcations
- Implants in periodontally compromised patient
- Diagnosis and treatment of peri-implant diseases
- Risk assessment and maintenance

Live-surgeries demonstrating various surgical techniques in anterior and posterior areas including treatment of peri-implantitis will illustrate the techniques presented in the theoretical part and in hands-on workshops

## Course type

Theoretical and practical course with live surgeries (total of 25 CE credit hours)

Language: English

### Course fee

(including: course materials, PDF handouts of all presentations, coffee breaks, lunches, a dinner)  
CHF 3200.–  
CHF 1800.– for post-doc students (only with confirmation of their University)  
Your place will be firmed after a payment of CHF 500.–

### Certificate

Each participant will receive a certificate with 25 hours of CE credit.

### Organisation

(Announcement send to)

Mr. Ueli Nacht

CCDE Office

Center for Continuing Dental Education

Marktgasse 7, 3011 Bern

Telefon +41 31 312 4 312

Telefax +41 31 312 4 314

ueli.nacht@ccde.ch

### Registration

online: [www.ccde.ch](http://www.ccde.ch)

by fax or post

### Cancellation

Every received registration is binding, i.e. for each cancellation we will charge an administrative fee of CHF 300.–.

**Course: 18/02**



## Master Course on the Bernese Concept for the Treatment of Periodontally Compromised Patient

January 24–26, 2018

CHF 3200.– dentist

CHF 1800.– post-doc student (only with confirmation of the University)

*Please write legible, thanks!*

Title  female  male

Name First name

Citizen of Date of birth

Adress at work

Postal Code City

Country E-Mail

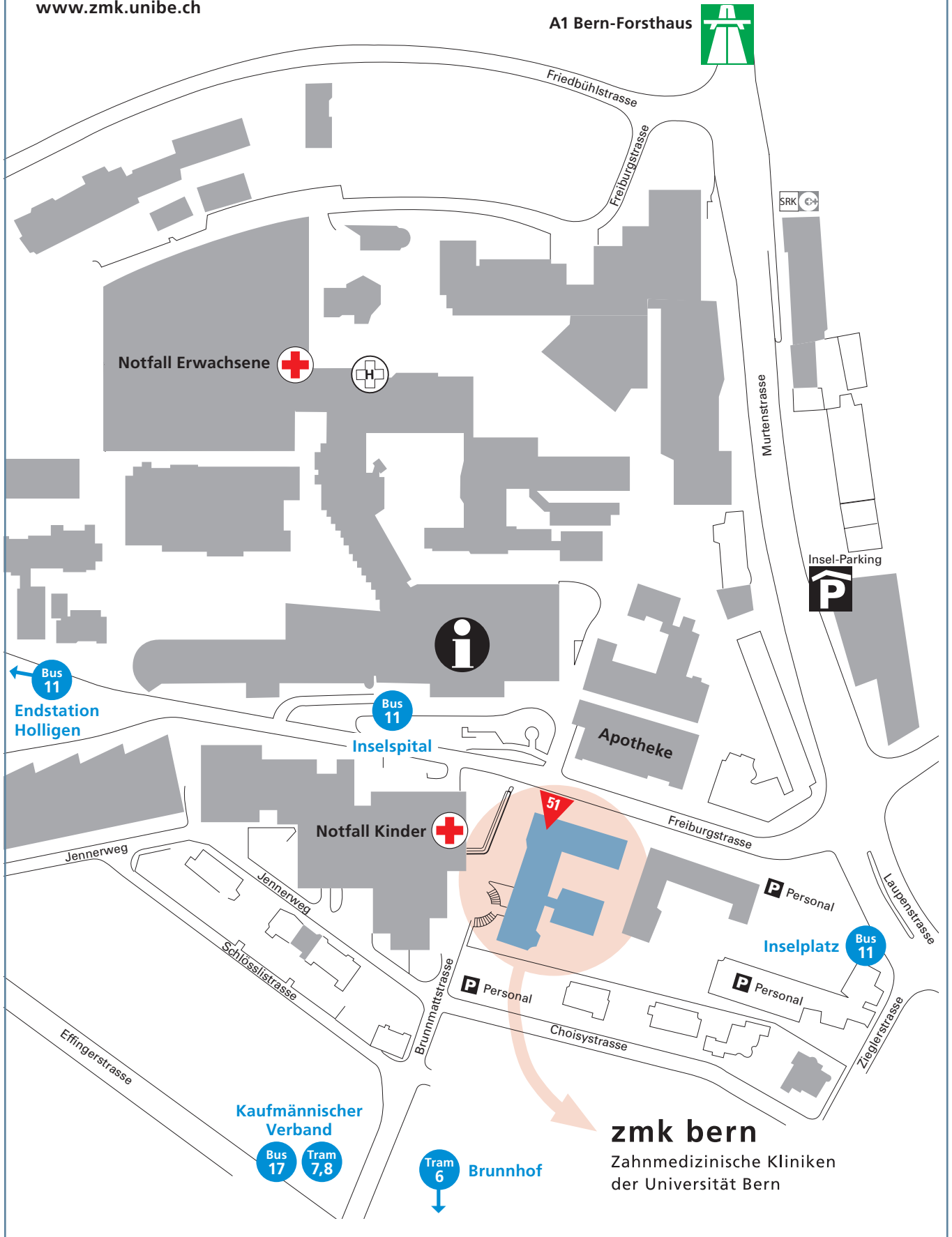
Phone Fax

Date Signature

**Registration online, by fax or post to:** CCDE Sekretariat, Center for Continuing Dental Education, Marktgasse 7, 3011 Bern, Phone +41 31 312 4 312, Fax +41 31 312 4 314

# PLAN OF LOCATION

**zmk bern**, Zahnmedizinische Kliniken der Universität Bern  
Freiburgstrasse 7, 3010 Bern  
[www.zmk.unibe.ch](http://www.zmk.unibe.ch)



Address changes are to be announced at:  
CCDE Secretary  
Center for Continuing Dental Education  
Marktgasse 7  
3011 Bern  
Phone +41 31 312 4 312  
Fax +41 31 312 4 314  
[info@ccde.ch](mailto:info@ccde.ch)